


























6 100m Backstroke Women Heat







Official


































 Entries

































 Heats


































Total 16-18 years 13 years 14 years 15 years
































Rank	Competitor	Age	Club	RT	FINA	Result	
1	 Waite Imogen	16	 Otaki Titan...	+0.76		1:06.77 Entry: 1:09.29 (- 2.52)	Q
	50m: 31.54		100m: 1:06.77 (35.23)				
2	 Hurley Kate	15	 Pirates Swi...	+0.63		1:07.54 Entry: 1:10.18 (- 2.64)	Q
	50m: 32.50		100m: 1:07.54 (35.04)				
3	 Gibbs Char...	17	 Tawa Swim...			1:08.01 Entry: 1:08.67 (- 0.66)	Q
	50m: 32.47		100m: 1:08.01 (35.54)				
4	 Speers Bro...	14	 Greendale ...			1:08.40 Entry: 1:10.87 (- 2.47)	Q
	50m: 33.08		100m: 1:08.40 (35.32)				
5	 Bendall Em...	15	 Ice Breaker...	+0.79		1:08.68 Entry: 1:10.14 (- 1.46)	Q
	50m: 33.31		100m: 1:08.68 (35.37)				
6	 Dekker Kate	17	 Liz van Wel...	+0.86		1:09.08 Entry: 1:10.86 (- 1.78)	Q
	50m: 33.48		100m: 1:09.08 (35.60)				
7	 Lovell Nicola	14	 Blenheim S...	+0.62		1:09.12 Entry: 1:10.86 (- 1.74)	Q
	50m: 33.39		100m: 1:09.12 (35.73)				
8	 Tohaia Mollie	13	Pukekohe S...	+0.71		1:09.14 Entry: 1:11.88 (- 2.74)	Q
	50m: 33.77		100m: 1:09.14 (35.37)				
9	 McLaren C...	13	 Trojans Swi...	+0.58		1:09.41 Entry: 1:13.25 (- 3.84)	Q
	50m: 33.82		100m: 1:09.41 (35.59)				
10	 Flint Mia	14	 Jasi Swim ...	+0.80		1:09.44 Entry: 1:12.01 (- 2.57)	Q
	50m: 33.59		100m: 1:09.44 (35.85)				
11	 Agent Sam...	16	Stratford A...	+0.84		1:09.45 Entry: 1:12.46 (- 3.01)	Q
	50m: 33.55		100m: 1:09.45 (35.90)				
12	 Johnson N...	16	 Greendale ...	+0.74		1:09.55 Entry: 1:08.44 (+ 1.11)	Q
	50m: 34.32		100m: 1:09.55 (35.23)				
13	 Cain-Townl...	15	 Nelson Sou...	+0.76		1:09.68 Entry: 1:12.34 (- 2.66)	Q
	50m: 34.50		100m: 1:09.68 (35.18)				
14	 Rule Danni...	16	 Porirua City...	+0.66		1:09.82 Entry: 1:12.46 (- 2.64)	Q
	50m: 33.90		100m: 1:09.82 (35.92)				





15	 Gray Micha...	14	 Raumati S... +0.66	1:09.94 Entry: 1:11.88 (- 1.94)	Q
	50m: 33.31		100m: 1:09.94 (36.63)		
16	 Menzies La...	13	 Selwyn Swi... +0.66	1:09.97 Entry: 1:12.00 (- 2.03)	Q
	50m: 33.71		100m: 1:09.97 (36.26)		
17	 Ealam-Smit...	14	 North Cant... +0.75	1:10.23 Entry: 1:11.58 (- 1.35)	Q
	50m: 33.60		100m: 1:10.23 (36.63)		
18	 Hunt Isabelle	14	 Nga Tai Tu... +0.80	1:10.24 Entry: 1:14.39 (- 4.15)	Q
	50m: 34.11		100m: 1:10.24 (36.13)		
19	 Burroughs ...	16	 Heretaunga... +0.74	1:10.38 Entry: 1:10.15 (+ 0.23)	Q
	50m: 33.18		100m: 1:10.38 (37.20)		
20	 Neal Audrey	15	 Coast Swi... +0.86	1:10.39 Entry: 1:14.44 (- 4.05)	Q
	50m: 34.54		100m: 1:10.39 (35.85)		
21	 David Cata...	15	 Wanaka Sw... +0.69	1:10.66 Entry: 1:12.52 (- 1.86)	Q
	50m: 33.75		100m: 1:10.66 (36.91)		
22	 Jenkins Alivia	15	 Liz van Wel... +0.76	1:10.75 Entry: 1:12.88 (- 2.13)	Q
	50m: 34.23		100m: 1:10.75 (36.52)		
23	 Winter Greer	14	 Otaki Titan... +0.68	1:10.80 Entry: 1:10.89 (- 0.09)	Q
	50m: 32.83		100m: 1:10.80 (37.97)		
24	 Ellis Sama...	14	 Manurewa ... +0.64	1:10.94 Entry: 1:15.00 (- 4.06)	Q
	50m: 33.89		100m: 1:10.94 (37.05)		
25	 Mellor Ariana	17	 Nelson Sou... +0.71	1:10.98 Entry: 1:09.33 (+ 1.65)	Q
	50m: 33.40		100m: 1:10.98 (37.58)		
26	 Meynell Ellie	16	 Greendale ... +0.75	1:10.99 Entry: 1:11.59 (- 0.60)	Q
	50m: 33.83		100m: 1:10.99 (37.16)		
27	 Alderton H...	15	 Levin Swim... +0.73	1:11.01 Entry: 1:13.24 (- 2.23)	Q
	50m: 33.52		100m: 1:11.01 (37.49)		
28	 Carter Violet	13	 Ice Breaker... +0.79	1:11.07 Entry: 1:12.21 (- 1.14)	Q
	50m: 34.79		100m: 1:11.07 (36.28)		
29	 Spencer-M...	13	 Wharenui S... +0.66	1:11.17 Entry: 1:11.12 (+ 0.05)	Q
	50m: 34.61		100m: 1:11.17 (36.56)		
30	 Booth Alexia	15	 Tawa Swim... +0.69	1:11.22 Entry: 1:11.31 (- 0.09)	Q
	50m: 33.88		100m: 1:11.22 (37.34)		
31	 Vial France...	13	 Greendale ... +0.74	1:11.33 Entry: 1:12.98 (- 1.65)	Q
	50m: 34.12		100m: 1:11.33 (37.21)		

32	 Jackson Edie	14	 Evolution A...	+0.80	1:11.39 Entry: 1:12.03 (- 0.64)	Q
	50m: 34.07		100m: 1:11.39 (37.32)			
33	 Van Vliet M...	13	 Mt Maunga...	+0.74	1:11.41 Entry: 1:12.05 (- 0.64)	Q
	50m: 33.61		100m: 1:11.41 (37.80)			
33	 Wills Grace	13	 TBSS Cent...	+0.77	1:11.41 Entry: 1:13.80 (- 2.39)	Q
	50m: 35.09		100m: 1:11.41 (36.32)			
35	 MacDowall ...	15	 Selwyn Swi...	+0.76	1:11.47 Entry: 1:11.26 (+ 0.21)	Q
	50m: 34.93		100m: 1:11.47 (36.54)			
36	 Voight Addi...	16	 Jasi Swim ...	+0.67	1:11.58 Entry: 1:11.69 (- 0.11)	Q
	50m: 34.41		100m: 1:11.58 (37.17)			
37	 Chaney Talia	14	Pukekohe S...	+0.68	1:11.66 Entry: 1:12.26 (- 0.60)	Q
	50m: 33.74		100m: 1:11.66 (37.92)			
38	 Crawford L...	13	 Porirua City...	+0.73	1:11.70 Entry: 1:14.82 (- 3.12)	Q
	50m: 34.41		100m: 1:11.70 (37.29)			
39	 Orbell Erika	13	 TBSS Cent...	+0.63	1:11.72 Entry: 1:14.51 (- 2.79)	Q
	50m: 34.39		100m: 1:11.72 (37.33)			
40	 Johnson Ol...	13	 Murihiku S...	+0.72	1:11.74 Entry: 1:13.96 (- 2.22)	
	50m: 34.93		100m: 1:11.74 (36.81)			
41	 Lomax Ella	13	 QEII Swim ...	+0.84	1:11.76 Entry: 1:13.61 (- 1.85)	
	50m: 34.59		100m: 1:11.76 (37.17)			
42	 Jansen Fleur	14	 Wanaka Sw...	+0.73	1:11.86 Entry: 1:13.06 (- 1.20)	
	50m: 34.49		100m: 1:11.86 (37.37)			
43	 Duly Molly	14	 Heretaunga...	+0.72	1:11.93 Entry: 1:13.30 (- 1.37)	
	50m: 33.85		100m: 1:11.93 (38.08)			
44	 Miller Isabella	14	 Neptune S...	+0.66	1:12.00 Entry: 1:11.69 (+ 0.31)	
	50m: 34.72		100m: 1:12.00 (37.28)			
45	 Thorstense...	16	 Blenheim S...	+0.69	1:12.08 Entry: 1:14.37 (- 2.29)	
	50m: 33.71		100m: 1:12.08 (38.37)			
46	 Henshaw J...	15	 Selwyn Swi...		1:12.11 Entry: 1:14.87 (- 2.76)	Q
	50m: 34.90		100m: 1:12.11 (37.21)			
46	 Croft Amelia	15	 Manurewa ...	+0.69	1:12.11 Entry: 1:14.67 (- 2.56)	-
	50m: 35.78		100m: 1:12.11 (36.33)			
48	 Martin Sophie	14	 SwimZone ...	+0.74	1:12.13 Entry: 1:12.53 (- 0.40)	
	50m: 34.86		100m: 1:12.13 (37.27)			

49	 Baars Ashlee	14	 Vikings Swi... +0.83	1:12.16 Entry: 1:12.88 (- 0.72)
	50m: 34.55		100m: 1:12.16 (37.61)	
50	 Rogers Piper	15	 Tawa Swim... +0.70	1:12.23 Entry: 1:13.32 (- 1.09)
	50m: 34.49		100m: 1:12.23 (37.74)	
51	 Lander Ash...	14	 St Paul's S... +0.72	1:12.24 Entry: 1:14.27 (- 2.03)
	50m: 35.34		100m: 1:12.24 (36.90)	
52	 Sheridan B...	14	 Tawa Swim... +0.70	1:12.26 Entry: 1:12.46 (- 0.20)
	50m: 34.37		100m: 1:12.26 (37.89)	
53	 Bennett Riley	14	 Pirates Swi... +0.70	1:12.40 Entry: 1:12.24 (+ 0.16)
	50m: 35.03		100m: 1:12.40 (37.37)	
54	 Bryant Sop...	17	 Central Ha... +0.82	1:12.47 Entry: 1:13.05 (- 0.58)
	50m: 34.87		100m: 1:12.47 (37.60)	
55	 McGrath Lily	13	 Neptune S... +0.72	1:12.48 Entry: 1:13.25 (- 0.77)
	50m: 34.74		100m: 1:12.48 (37.74)	
56	 Gresham G...	17	 Whanganui... +0.74	1:12.51 Entry: 1:12.05 (+ 0.46)
	50m: 35.29		100m: 1:12.51 (37.22)	
57	 McIntyre H...	14	 St Paul's S... +0.70	1:12.53 Entry: 1:11.47 (+ 1.06)
	50m: 35.66		100m: 1:12.53 (36.87)	
58	 Lingard Olivia	14	 SwimZone ... +0.66	1:12.55 Entry: 1:11.74 (+ 0.81)
	50m: 34.84		100m: 1:12.55 (37.71)	
59	 Conway Ruby	13	 Tawa Swim... +0.96	1:12.67 Entry: 1:16.26 (- 3.59)
	50m: 34.50		100m: 1:12.67 (38.17)	
60	 Hanley Ella	14	 Tawa Swim... +0.65	1:12.75 Entry: 1:13.31 (- 0.56)
	50m: 35.96		100m: 1:12.75 (36.79)	
61	 Porter Lily	13	 Jasi Swim ... +0.75	1:12.87 Entry: 1:16.55 (- 3.68)
	50m: 34.83		100m: 1:12.87 (38.04)	
62	 Waddell Oli...	14	Pukekohe S... +0.70	1:12.89 Entry: 1:14.56 (- 1.67)
	50m: 35.54		100m: 1:12.89 (37.35)	
63	 Cook Anna...	16	 Heretaunga... +0.69	1:12.99 Entry: 1:12.79 (+ 0.20)
	50m: 34.05		100m: 1:12.99 (38.94)	
64	 McNaughte...	16	Pukekohe S... +0.61	1:13.04 Entry: 1:10.51 (+ 2.53)
	50m: 34.59		100m: 1:13.04 (38.45)	
65	 Marsden Ti...	14	 Heretaunga... +0.69	1:13.07 Entry: 1:15.03 (- 1.96)
	50m: 34.69		100m: 1:13.07 (38.38)	

66	 Strydom Lo...	14	 Pukekohe S... +0.68	1:13.18 (- 1.83) Entry: 1:15.01
	50m: 34.84		100m: 1:13.18 (38.34)	
67	 Maltai-Spe...	13	 Evolution A... +0.64	1:13.20 Entry: 1:16.06 (- 2.86)
	50m: 35.15		100m: 1:13.20 (38.05)	
68	 Gibson Col...	14	 North Cant... +0.68	1:13.59 Entry: 1:14.11 (- 0.52)
	50m: 36.12		100m: 1:13.59 (37.47)	
68	 Scott Erin	16	 Whangarei ... +0.91	1:13.59 Entry: 1:13.30 (+ 0.29)
	50m: 35.80		100m: 1:13.59 (37.79)	
70	 Kole Sophie	15	 Blenheim S... +0.67	1:13.66 Entry: 1:14.07 (- 0.41)
	50m: 35.04		100m: 1:13.66 (38.62)	
71	 Ferguson A...	15	 North Cant... +0.68	1:13.72 Entry: 1:11.42 (+ 2.30)
	50m: 34.86		100m: 1:13.72 (38.86)	
72	 McEntyre B...	13	Taieri Swim... +0.66	1:13.84 Entry: 1:14.93 (- 1.09)
	50m: 35.46		100m: 1:13.84 (38.38)	
73	 Webb Ariana	16	 Alexandra ...	1:14.14 Entry: 1:14.06 (+ 0.08)
	50m: 36.02		100m: 1:14.14 (38.12)	
74	 Calcott Ash...	14	 St Paul's S... +0.67	1:14.18 Entry: 1:14.11 (+ 0.07)
	50m: 35.81		100m: 1:14.18 (38.37)	
75	 Oldfield Maia	17	 Vikings Swi... +0.80	1:14.20 Entry: 1:13.43 (+ 0.77)
	50m: 35.06		100m: 1:14.20 (39.14)	
76	 Pullan Maisie	0	 Heretaunga... +0.67	1:14.21 Entry: 1:15.12 (- 0.91)
	50m: 34.73		100m: 1:14.21 (39.48)	
77	 Kennard S...	13	 Aquabladz ... +0.85	1:14.35 Entry: 1:14.45 (- 0.10)
	50m: 35.22		100m: 1:14.35 (39.13)	
78	 Jarrett Lani	13	 St Paul's S... +0.72	1:14.39 Entry: 1:16.46 (- 2.07)
	50m: 36.54		100m: 1:14.39 (37.85)	
79	 Rose Charl...	15	 Blenheim S... +0.76	1:14.52 Entry: 1:13.17 (+ 1.35)
	50m: 35.68		100m: 1:14.52 (38.84)	
80	 Bell Sophie	15	 Pirates Swi... +0.64	1:14.68 Entry: 1:10.86 (+ 3.82)
	50m: 35.25		100m: 1:14.68 (39.43)	
80	 Dale-Low F...	13	 Levin Swim... +0.61	1:14.68 Entry: 1:16.84 (- 2.16)
	50m: 35.95		100m: 1:14.68 (38.73)	
82	 Leilua Sienna	16	 Tawa Swim... +0.64	1:14.72 Entry: 1:14.45 (+ 0.27)
	50m: 34.94		100m: 1:14.72 (39.78)	

83	 Burgess Kate	13	 QEII Swim ...	+0.67	1:14.75 Entry: 1:16.89 (- 2.14)
	50m: 36.23		100m: 1:14.75 (38.52)		
84	 Doak Charl...	14	 Selwyn Swi...	+0.73	1:14.77 Entry: 1:14.18 (+ 0.59)
	50m: 36.39		100m: 1:14.77 (38.38)		
85	 Batchelor T...	13	 Thames Sw...	+0.74	1:14.80 Entry: 1:15.23 (- 0.43)
	50m: 36.32		100m: 1:14.80 (38.48)		
86	 Crawford C...	14	 Murihiku S...	+0.73	1:14.93 Entry: 1:14.36 (+ 0.57)
	50m: 36.00		100m: 1:14.93 (38.93)		
87	 Dawson Kate	15	 Wharenui S...	+0.90	1:15.05 Entry: 1:13.09 (+ 1.96)
	50m: 37.03		100m: 1:15.05 (38.02)		
88	 Sturt Natalie	15	 Jasi Swim ...	+0.74	1:15.13 Entry: 1:14.71 (+ 0.42)
	50m: 36.38		100m: 1:15.13 (38.75)		
89	 Hanna Car...	13	 Whanganui...	+0.80	1:15.32 Entry: 1:13.60 (+ 1.72)
	50m: 36.04		100m: 1:15.32 (39.28)		
90	 Morrison Si...	13	 Kowhai Swi...	+0.86	1:15.33 Entry: 1:16.93 (- 1.60)
	50m: 36.38		100m: 1:15.33 (38.95)		
91	 Wilson Bella	14	 Ashburton ...	+0.76	1:15.80 Entry: 1:13.97 (+ 1.83)
	50m: 36.92		100m: 1:15.80 (38.88)		
92	 Franklin Pa...	14	 Central Ha...	+0.71	1:15.93 Entry: 1:14.08 (+ 1.85)
	50m: 37.07		100m: 1:15.93 (38.86)		
93	 Hickford Tal...	14	 Aquabladz ...	+0.83	1:16.04 Entry: 1:12.99 (+ 3.05)
	50m: 36.20		100m: 1:16.04 (39.84)		
94	 Brown Eliana	14	Dannevirke ...	+0.69	1:16.08 Entry: 1:15.13 (+ 0.95)
	50m: 35.81		100m: 1:16.08 (40.27)		
95	 Swamy Tara	17	 Tawa Swim...	+0.69	1:16.29 Entry: 1:14.72 (+ 1.57)
	50m: 36.00		100m: 1:16.29 (40.29)		
96	 Murphy Rae	13	Greymouth ...	+0.75	1:16.42 Entry: 1:16.34 (+ 0.08)
	50m: 37.17		100m: 1:16.42 (39.25)		
97	 Turrell Elsie	13	 Orca Swim...	+0.74	1:16.81 Entry: 1:16.80 (+ 0.01)
	50m: 37.50		100m: 1:16.81 (39.31)		
98	 Gwiazdzins...	14	Stratford A...	+0.85	1:17.05 Entry: 1:14.22 (+ 2.83)
	50m: 37.95		100m: 1:17.05 (39.10)		
99	 Makarova-...	13	 North Shor...	+0.78	1:17.49 Entry: 1:16.05 (+ 1.44)
	50m: 36.03		100m: 1:17.49 (41.46)		

100	 Olsen-Vetla...	13	 South Otag...	+0.82	1:17.86 Entry: 1:16.94 (+ 0.92)
	50m: 36.81		100m: 1:17.86 (41.05)		
0	 Neshausen...	13	 Parnell Swi...		DNS